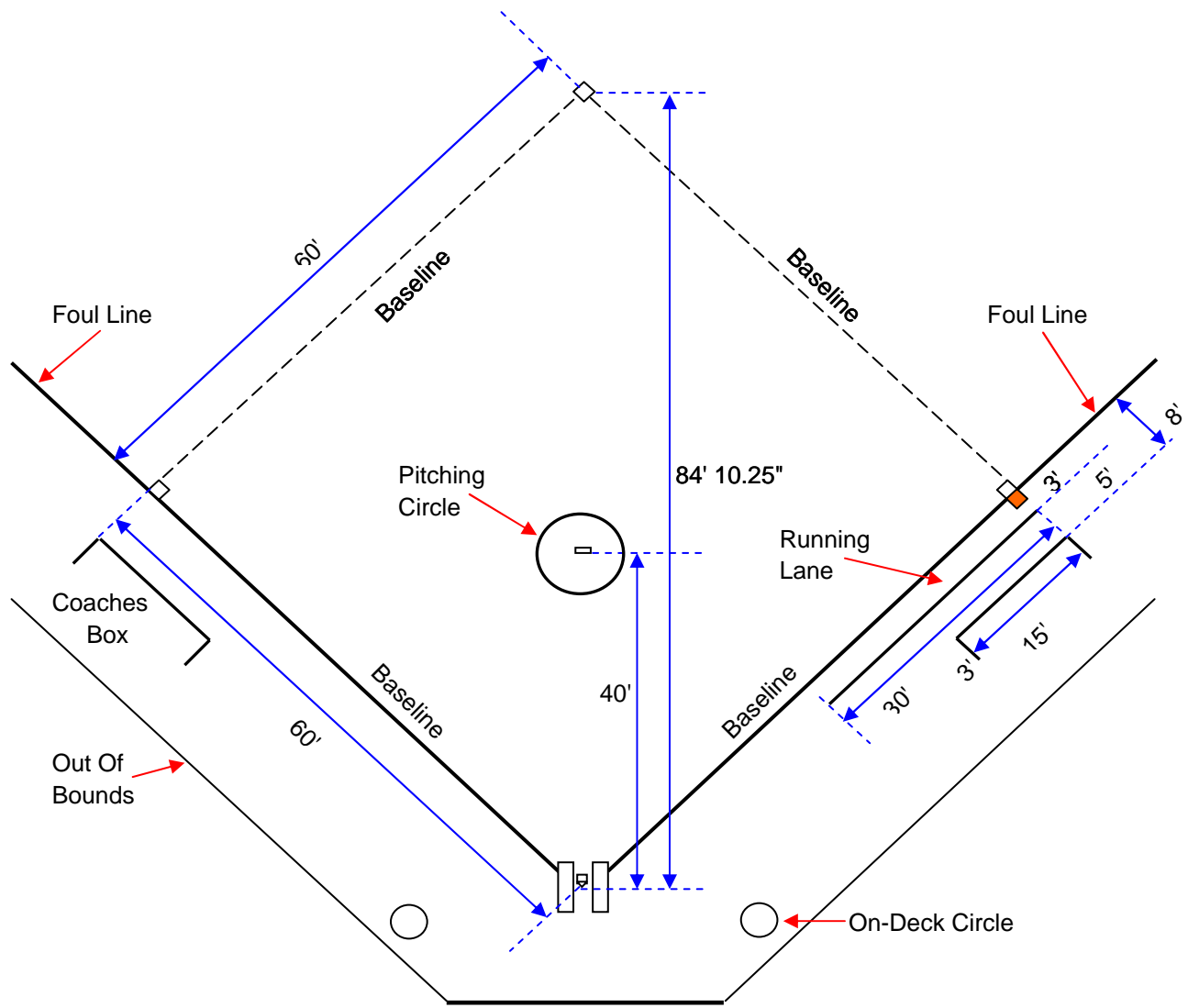


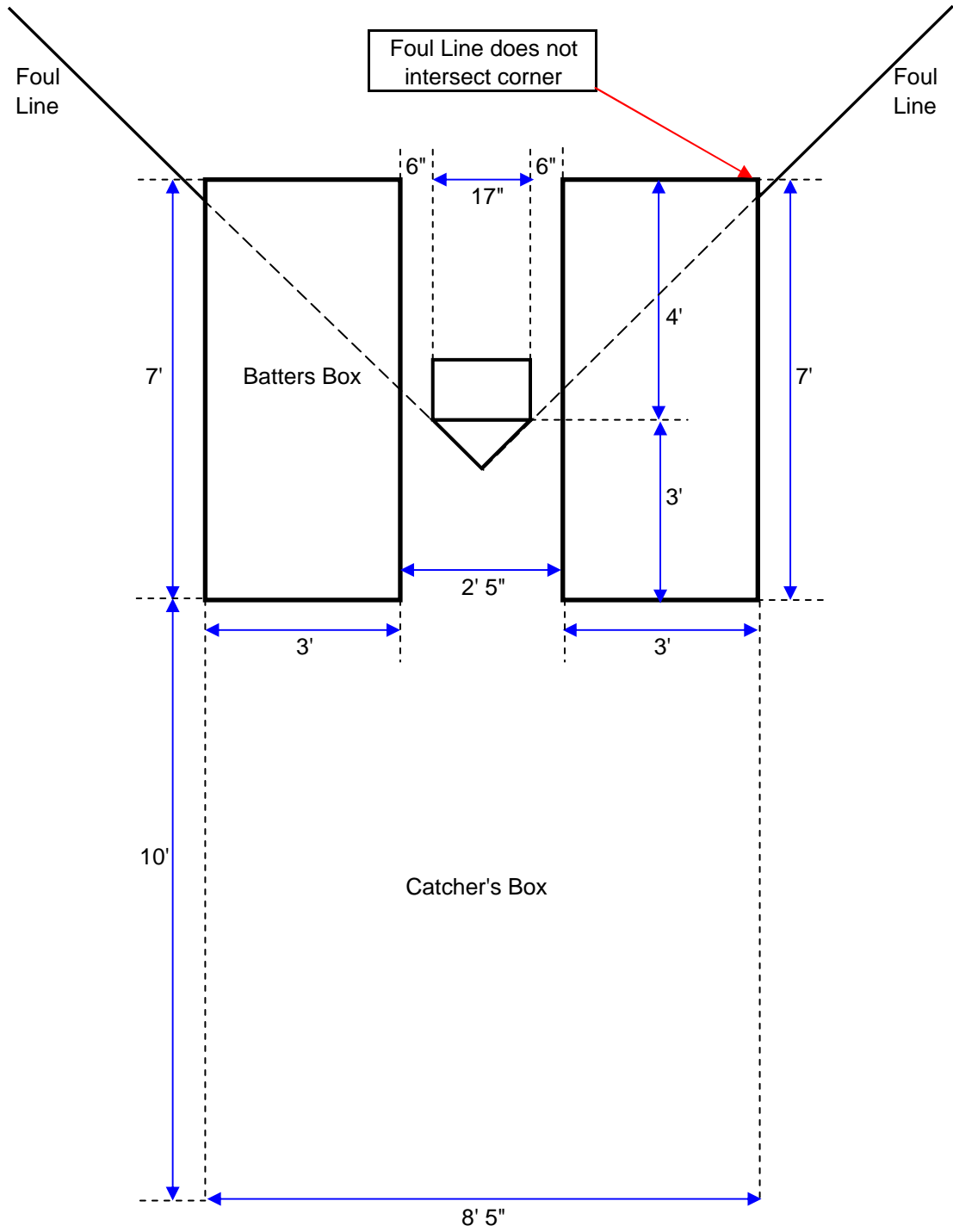
	Pitching Girls	Pitching Boys	Baseline	Second Base	Outfield Fence Boys / Girls	
Junior	40' / 43'	46'	60'	84' 10.25"	225'-265' / 200'-225'	Refer to SoftBall BC for all official measurements
Midget	40' / 43'	46'	60'	84' 10.25"	225'-265' / 200'-225'	
Bantam	40'	42'	60'	84' 10.25"	200'-245' / 180'-225'	
PeeWee	38'	40'	60'	84' 10.25"	190'-245' / 170'-225'	
Squirt	35'	35'	55'	77' 9.25"	170'-225' / 160'-225'	
Mite	30'	30'	45'	63' 7.66"	160'-225' / 150'-225'	
Mini Mite	24'	24'	40'	56' 6.75"		
L T P	N/A	N/A	40'	56' 6.75"		



Coaches Box 3' X 15'
 Coaches Box 8' off foul line
 Running Lane 3' off foul line

Pitching Circle 8' Radius Mite & up
 Pitching Circle 5' Radius Mini-Mite
 On Deck Circle 2.5' Radius

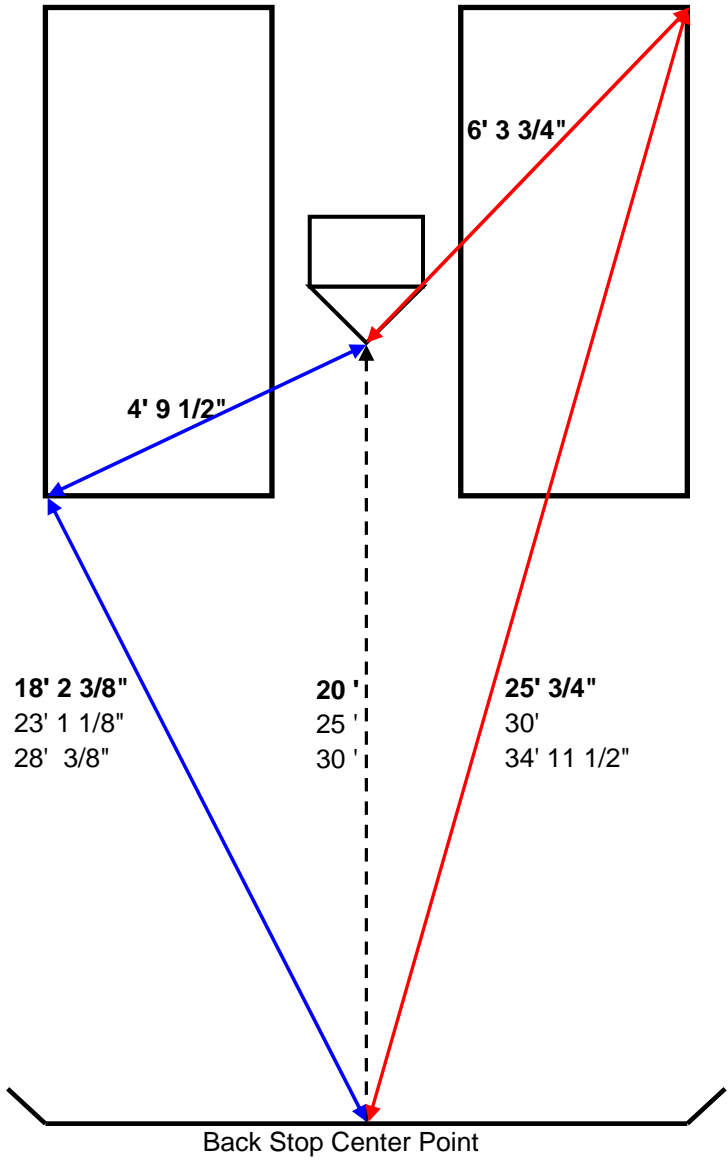
In Field Setup



Home Plate Setup

All Measurements are unofficial - Refer to SoftBall BC for all official measurements.

Measurements
To Square a new
Diamond



18' 2 3/8"
23' 1 1/8"
28' 3/8"

20'
25'
30'

25' 3/4"
30'
34' 11 1/2"

Home Plate to Backstop	25' to 30'
Minor Rules 12.2 f)	17' to 25'

Home Plate Setup

All Measurements are unofficial - Refer to SoftBall BC for all official measurements.